

Online Supporting Information to:
Gender and Transitional Justice: Explaining Global Trends

Appendix A. Identification of Policies

We followed a consistent methodology to locate and classify transitional justice (TJ) policies implemented from 1970 through 2020.¹ For each policy, we began with existing datasets to identify a set of known policies. We then assigned a team of researchers to use Factiva and Nexis Uni to search for policies implemented in other countries or after the existing dataset was compiled. When researchers found reporting on an unknown policy, we noted it as a ‘lead’ and added it to the set of known policies. After compiling a list of known policies and leads covering all countries in the 1970-2020 period, researchers collected additional information on each policy – such as from government and non-governmental organization reports, news articles, or secondary academic sources – to corroborate that the policy existed and to classify it according to attributes defined in standardized coding manuals.

For TJ trials, for illustration, researchers began by reading over 5,000 annual US State Department country reports on human rights practices to identify domestic and foreign trials. For international trials, researchers identified trials directly from the websites or other records of all the international or hybrid tribunals. In the case of foreign trials, in addition to the US State Department country reports, we also build off the database of universal jurisdiction cases developed by Leslie Johns, Maximo Langer, and Margaret Peters.² When reading, we identified all human rights trials defined as the use of domestic, foreign or international courts of law to bring criminal procedures against state agents or non-state armed groups for the violation of human rights or the laws of war. Critically, this definition is limited to charges brought against

¹ Further details of our methodology and coding procedures are available at <https://transitionaljusticedata.org/en/faq.html>

² Leslie Johns, Maximo Langer and Margaret Peters, “Migration and the Demand for Transnational Justice,” *American Political Science Review* 116, no. 4, (2022): 1184-1207.

state officials or non-state armed groups and thus excludes crimes occurring in the private sphere, such as cases of domestic violence. Our dataset includes 6,193 human rights trials in all seven regions around the world from 1970 through 2020, 5,619 of which occurred in transitional contexts.

For truth commissions (TCs), we began with the list of TCs compiled by Dancy, Kim and Wiebelhaus-Brahm and then searched for leads to extend the dataset's coverage through 2020.³ When identifying TCs, researchers searched for TCs defined as a formal, state-sanctioned, temporary body that investigates a pattern of past human rights abuses and aims to include a final report of its findings. Altogether, our research team identified 117 TCs created during the 1970 through 2020 period, 109 of which occurred in transitional contexts.

When locating reparations policies, we began with the reparations policies documented by the Reparations, Responsibility and Victimhood in Transitional Societies database and then searched for leads to extend that database through 2020.⁴ We defined reparations policies as all policies administered by a state to provide compensation, rehabilitation or restitution for human rights violations committed by state actors or armed opposition actors.⁵ We identify 79 human rights reparations policies created between 1970 and 2020, 69 of which occur in transitional contexts.

Appendix B. Classification of Transitional Justice Policies

A critical research design choice in all TJ scholarship is distinguishing between policies that aim to help societies transition from periods of conflict or authoritarian rule from policies that hold

³ Geoff Dancy, Hunjoon Kim and Eric Wiebelhaus-Brahm, "The Turn to Truth: Trends in Truth Commission Experimentation," *Journal of Human Rights* 9, no. 1, (2010): 45-64.

⁴ Moffett, Luke. "Reparations Database." *Reparations, Responsibility and Victimhood in Transitional Societies*. Queen's University Belfast. <https://reparations.qub.ac.uk/reparations-database/>

⁵ We only coded administrative reparations policies for compensation, rehabilitation and restitution, not reparations that are awarded as the result of a civil or criminal trial.

governments and other actors accountable for the violation of human rights that occurs in other contexts. Our full data set includes information on all prosecutions, truth commissions and reparations policies implemented between 1970 and 2020. We provide two ways to distinguish between transitional justice and regular human rights accountability policies. The first option, which is used in this article, is to categorize all prosecutions, TCs and reparations policies as TJ policies if they were implemented in countries that have experienced periods of conflict or authoritarian rule. Figure B1 lists these country-year contexts. The second option is to categorize each policy independently based on researchers' assessments of whether the policy addresses crimes that occurred during conflict or authoritarianism.

Each option presents tradeoffs. The first option risks including human rights policies that are not aimed at fostering political transitions. The second requires researchers to have extensive contextual knowledge of each policy. In the case of reparations and truth commissions, the practical difference between these two approaches is minor: the first approach identifies 109 TCs and 69 reparations policies, while the second approach identifies 88 TCs and 67 reparations policies. However, the difference is much more significant in the case of prosecutions, where researchers sought positive information that an accusation concerned crimes committed during conflict or authoritarianism. For instance, of the 6,193 trials identified in the full data set, researchers only identified 2,516 trials using the policy-specific coding rule, while the context-specific rule includes 5,619 trials. For this reason, we suspect the policy-specific approach to identify TJ risks undercounting trials.

Appendix C. Replication Using a Policy-Specific Definition of Transitional Justice

Given these challenges, here we replicate our main results using the alternative approach to identifying TJ trials, truth commissions and reparations policies. Figures C1, C2 and C3 present the same analyses as Figures 2, 3 and 4 in the main article but use the policy-specific definition of TJ policies. As these figures show, our findings are not sensitive to this alternative

classification of TJ policies. The data and code required to reproduce all facts and figures under both classification rules are available online.⁶

⁶ The code and data necessary to produce all analyses presented in the article and appendix will be posted online at the time of publication.

Figure B1. List of Postconflict and Postauthoritarian Transition Contexts

Post-Authoritarian and Conflict Transitional Contexts, 1970-2020					
Afghanistan (1978 - 2020)	Cote d'Ivoire (2002 - 2020)	India (1970 - 2020)	Namibia (1990 - 2020)	South Korea (1987 - 2020)	
Albania (1990 - 2020)	Croatia (1992 - 2020)	Indonesia (1975 - 2020)	Nepal (1990 - 2020)	South Sudan (2011 - 2020)	
Algeria (1991 - 2020)	Cyprus (1974 - 2020)	Iran (1979 - 2020)	Nicaragua (1977 - 2020)	South Yemen (1986 - 1990)	
Angola (1975 - 2020)	Czechia (1990 - 2020)	Iraq (1970 - 2020)	Niger (1991 - 2020)	Spain (1976 - 2020)	
Antigua and Barbuda (2004 - 2020)	DRC (1977 - 2020)	Israel (1970 - 2020)	Nigeria (1970 - 2020)	Sri Lanka (1971 - 2020)	
Argentina (1973 - 2020)	Djibouti (1991 - 2020)	Jordan (2016 - 2020)	North Macedonia (1991 - 2020)	Sudan (1970 - 2020)	
Armenia (1991 - 2020)	Dominican Republic (1978 - 2020)	Kenya (1982 - 2020)	Oman (1970 - 2020)	Suriname (1987 - 2020)	
Azerbaijan (1991 - 2020)	East Germany (1990 - 1990)	Kosovo (2012 - 2020)	Pakistan (1971 - 2020)	Syria (1979 - 2020)	
Bangladesh (1972 - 2020)	Ecuador (1979 - 2020)	Laos (1970 - 2020)	Panama (1989 - 2020)	Taiwan (1992 - 2020)	
Belarus (1991 - 2020)	Egypt (1993 - 2020)	Latvia (1991 - 2020)	Papua New Guinea (1975 - 2020)	Tajikistan (1992 - 2020)	
Benin (1990 - 2020)	El Salvador (1972 - 2020)	Lebanon (1975 - 2020)	Paraguay (1989 - 2020)	Tanzania (2020)	
Bhutan (2008 - 2020)	Eritrea (1997 - 2020)	Lesotho (1993 - 2020)	Peru (1978 - 2020)	Thailand (1973 - 2020)	
Bolivia (1982 - 2020)	Estonia (1991 - 2020)	Liberia (1980 - 2020)	Philippines (1970 - 2020)	Timor-Leste (2002 - 2020)	
Bosnia and Herzegovina (1992 - 2020)	Ethiopia (1970 - 2020)	Libya (2011 - 2020)	Poland (1989 - 2020)	Togo (1986 - 2020)	
Brazil (1985 - 2020)	Fiji (1970 - 2020)	Lithuania (1991 - 2020)	Portugal (1974 - 2020)	Trinidad and Tobago (1990 - 2020)	
Bulgaria (1990 - 2020)	Gambia (1981 - 2020)	Madagascar (1971 - 2020)	Romania (1989 - 2020)	Tunisia (1980 - 2020)	
Burkina Faso (1978 - 2020)	Georgia (1991 - 2020)	Malawi (1994 - 2020)	Russia (1990 - 2020)	Turkey (1983 - 2020)	
Burundi (1991 - 2020)	Germany (1990 - 2020)	Malaysia (1972 - 2020)	Rwanda (1990 - 2020)	Uganda (1971 - 2020)	
Cabo Verde (1991 - 2020)	Ghana (1970 - 2020)	Maldives (2009 - 2020)	Sao Tome and Principe (1991 - 2020)	Ukraine (1991 - 2020)	
Cambodia (1970 - 2020)	Greece (1974 - 2020)	Mali (1990 - 2020)	Saudi Arabia (1979 - 2020)	United Kingdom (1971 - 2020)	
Cameroon (1984 - 2020)	Grenada (1984 - 2020)	Mauritania (1975 - 2020)	Senegal (1990 - 2020)	USA (2001 - 2020)	
Central African Republic (1993 - 2020)	Guatemala (1970 - 2020)	Mexico (1994 - 2020)	Serbia (1991 - 2020)	Uruguay (1972 - 2020)	
Chad (1970 - 2020)	Guinea (2000 - 2020)	Moldova (1991 - 2020)	Seychelles (2016 - 2020)	Uzbekistan (1999 - 2020)	
Chile (1973 - 2020)	Guinea-Bissau (1994 - 2020)	Mongolia (1990 - 2020)	Sierra Leone (1991 - 2020)	Vanuatu (1980 - 2020)	
China (2008 - 2020)	Guyana (1992 - 2020)	Montenegro (2006 - 2020)	Slovakia (1993 - 2020)	Venezuela (1982 - 2020)	
Colombia (1970 - 2020)	Haiti (1989 - 2020)	Morocco (1971 - 2020)	Solomon Islands (1978 - 2020)	Yemen (1970 - 2020)	
Comoros (1989 - 2020)	Honduras (1971 - 2020)	Mozambique (1977 - 2020)	Somalia (1982 - 2020)	Zambia (1991 - 2020)	
Congo (1991 - 2020)	Hungary (1989 - 2020)	Myanmar (1970 - 2020)	South Africa (1970 - 2020)	Zimbabwe (1973 - 2020)	

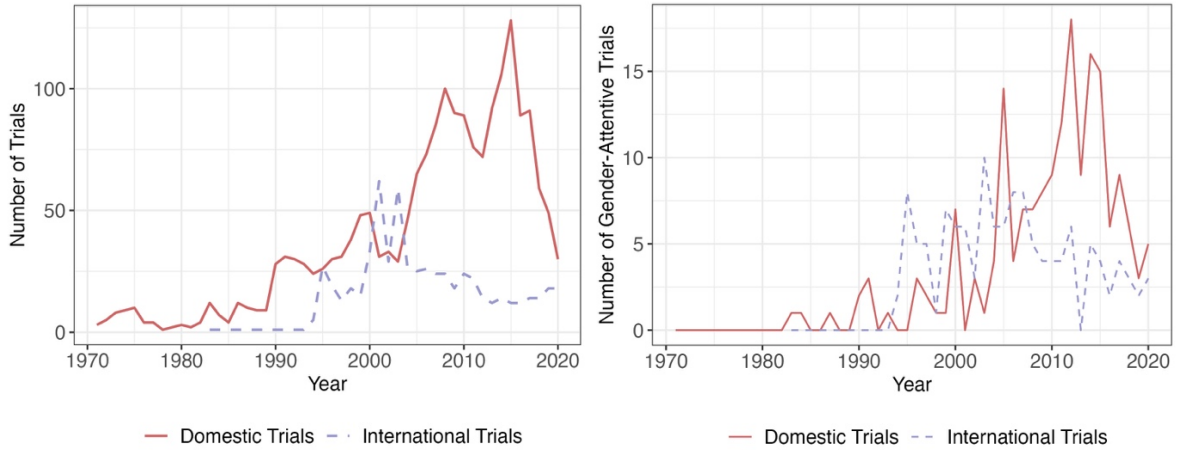


Figure C1. *Emergence of Gender-Attentive Transitional Justice Trials, 1970-2020.* Replication of Figure Two using the policy-specific definition of transitional justice. Left: Total number of domestic versus international transitional justice trials begun each year. Right: Number of gender-attentive domestic versus international trials begun each year.

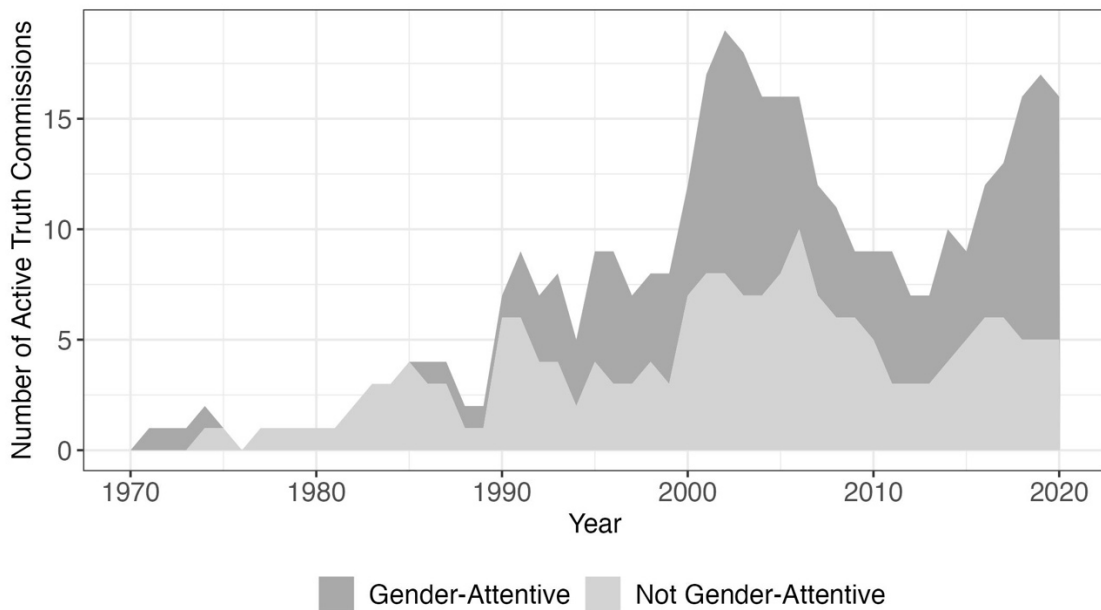


Figure C2. *Emergence of Gender-Attentive Truth Commissions, 1970-2020.* Replication of Figure Three using the policy-specific definition of transitional justice. Dark grey area is total number of gender-attentive truth commissions active each year. Light grey area is total number of truth commissions without attention to gender active each year. Areas are stacked such that the uppermost line each year represents the total number of active truth commissions.

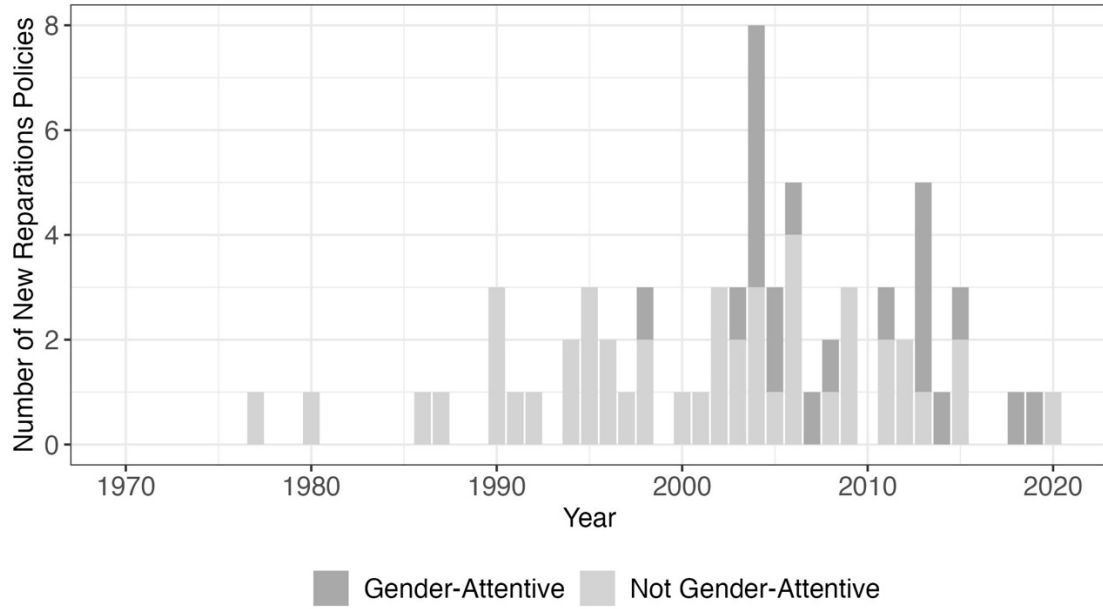


Figure C3. *Emergence of Gender-Attentive Reparations Policies, 1970-2020.* Replication of Figure Four using the policy-specific definition of transitional justice. Dark grey bars are total number of gender-attentive reparations policies begun each year. Light gray bars are total number of gender-inattentive reparations policies begun each year. Bars are stacked such that the uppermost line each year represents the total number of new reparations policies per year.